




DIFUSION
IDRAULICA  s.p.a.

DHE Model

Electric Homelift



ENTERPRISE

The establishment of **Difusión Hidráulica Lluís, S.A** was in 1981. With more than 35 years of experience, his main objective is and it has always been to improve his products and services with the purpose of satisfying the needs of his costumers. To obtain it, they work with a very well qualified human team for every task. Like this, and with a hard and constant work, it has managed to be one of the most consolidated companies of the sector.

Nowadays, **Difusión Hidráulica Lluís, S.A** have a 4000m² installation, a professional competent team and the last technology equipment.

Regulations of Platforms lifts are continuously changing and **Difusión Hidráulica Lluís, S.A** know it. Is because of it that adapt to each of the changes, complying always with the regulations currently in force.

Besides model DHE, **Difusión Hidráulica Lluís, S.A** also makes other types of platforms:

- **DHM-400** (Vertical hydraulic platform lift)
- **DHS Model** (Industrial Service Lift 0-5000Kg)
- **DHD Model** (Industrial Service Lift 1500-10000Kg)
- **DHMP-100 Model** (Minilift)
- **DHC Model** (Car Lift + People)
- **DHX Model** (Mixed platform lift:
for people and charge until 2500Kg)
- **DHSE Model** (Electric Platform Stair lift)
- **EDH** (Self structure)
- **DHM-Open** (Hydraulic Stair lift)

DHE – Electric platform lift

DESCRIPTION

DHE Electric Platform lift, with great facility of installation and an innovative design, is the technological solution more practice and reliable for the beating of architectural barriers in vertical position. With a great comfort of displacement, is adaptable to private or public use. It doesn't need oil and has a low electrical consumption.

GENERAL CHARACTERISTICS

- Cabin with ceiling
- Dimensions under order
- Nonskid floor
- Alarm button
- Temporized roof light
- Decoration mirror
- Modular panels
- Horizontal or vertical button panel
- Devices of command with lighting
- Phone inside the cabin
- Banister

TECHNICAL CHARACTERISTICS

- Load capacity: 400Kg
- Maximum round: 25m
- Normalized pit: 250mm
- Motor power: 2CV (1,5 Kw)
- Supply: Single phase
- Unlimited stops
- Speed: 0,15m/s
- Minimum escape: 2300mm
- Electrical traction by toothed belt
- Maneuver with electronic plate not reprogrammable

SECURITY SYSTEMS

- Brake by excess of speed
- Cut of maneuver by slackening of belt
- Rescue system by cut of electric fluid
- Timer of security end of round
- Alarm push button
- Emergency light





B-10 Model



R-20 Model

ACCESSORIES



Button panel



Phone



Banister



Leds



Push buttons



V-30 Model



M-40 Model



Big peephole



Blind semiautomatic



Semiautomatic
with peephole



Bus



Telescopic
automatic




N-50 Model

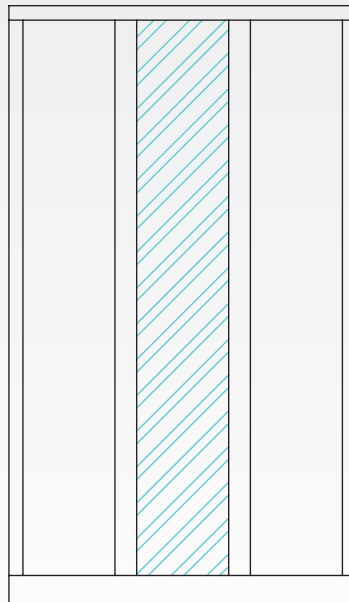


P-60 Model


MIRRORS



Mirror 1/2



Central Mirror




Entire Mirror

ROOFS



Cubic



Functional



Future



Radial



Harmonized



Honeycomb



Leds



Stellar


CABIN DECORATION



Beige



Grey



Blue



Beach Tree



Oak Tree



Apple green



Orange



Red



Cherry Tree



Walnut Tree

FLOOR

METALLIC




Sketch marked
aluminium

NONSKID
RUBBER




Pirelli Rubber



Stone




Grey




Beige

SILESTONE



North White




Estelar White



Minerva Beige



Expo Grey



Estelar Black



DIFUSION
HIDRAULICA LLUÍS S.A.

DIFUSIÓN HIDRÁULICA LLUÍS S.A.
Polígono Industrial Pont del Príncep
C/ Garbí, 21-23
17469 VILAMALLA - Girona - SPAIN
Tel. 00 34 972 525 012 · 00 34 972 525 100
Fax: 00 34 972 525 477
info@dhlluis.com
www.dhlluis.com



Platform lift made agreed a disposition of machines directive 2006/42/CE, directive 89/336/CE (Electromagnetic compatibility), directive 73/23/CE (Low power), pr EN 81/41